

SAMPARK
e- Polyclinic
Reaching The Unreached



HAPPY NAVRATRI
NAVRATRI
WORKSHEETS



9730511441/020-24372997




www.samparkeclinic.com

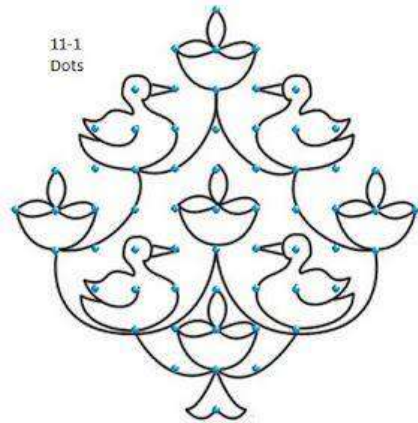



samparkclinic1122@gmail.com

Dot Joining Rangoli



Vani Muthukrishnan



11-1
Dots

Picture matching



Tell Right or wrong





1. The boy and girl playing dandiya
2. The girl is wearing saree
3. The boy is wearing jeans
4. The boy is wearing Gujarati dress
5. The girl is having yellow dandiya
6. There are total 4 dandiya's in the picture
7. We do dandiya in Navratri
8. The girl is wearing red ghagra
9. The boy is wearing red turban on head
10. The girl is hitting the boy with dandiya

Color the Picture




Join words to picture and arrange it alphabetically




- a. Dandiya
- b. Rangoli
- c. Navratri diya
- d. Bangles
- e. Sweets

Fill Colours To Make This Rangoli



Odd one out



Picture to word matching

1. Rangoli




2. Dandiya



3. Sweets



4. Bangle



REFERENCES

- 1) The speech world
- 2) Google Images

SAMPARK
e- Polyclinic
Reaching The Unreached



Services Available

Speech & Language Therapy

Audiological Evaluation

Occupational Therapy

**Psychological Evaluation &
Therapy**



9730511441/020-24372997



www.samparkeclinic.com



samparkclinic1122@gmail.com