

SAMPARK

e- Polyclinic

Reaching The Unreached



Cognitive Linguistic Rehabilitation Booklet



9730511441/020-24372997



www.samparkeclinic.com



samparkclinic1122@gmail.com



Edit with WPS Office

CONTENTS


1) OROMOTOR SKILLS

2) AUDITORY AND VISUAL SKILLS

3) LANGUAGE SKILLS



ORO MOTOR EXERCISES



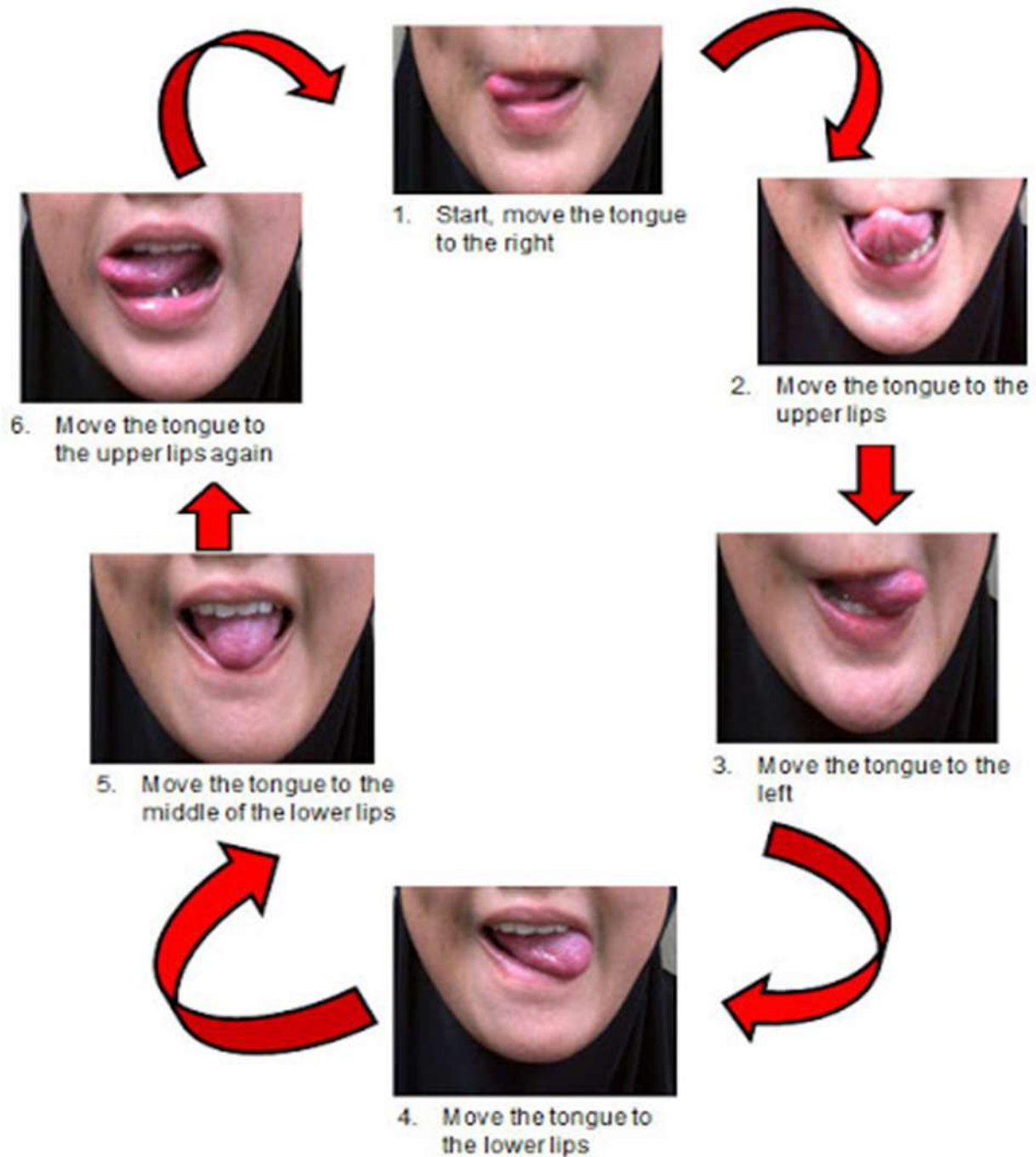
Speech Therapy Courses



STEPS TO FOLLOW



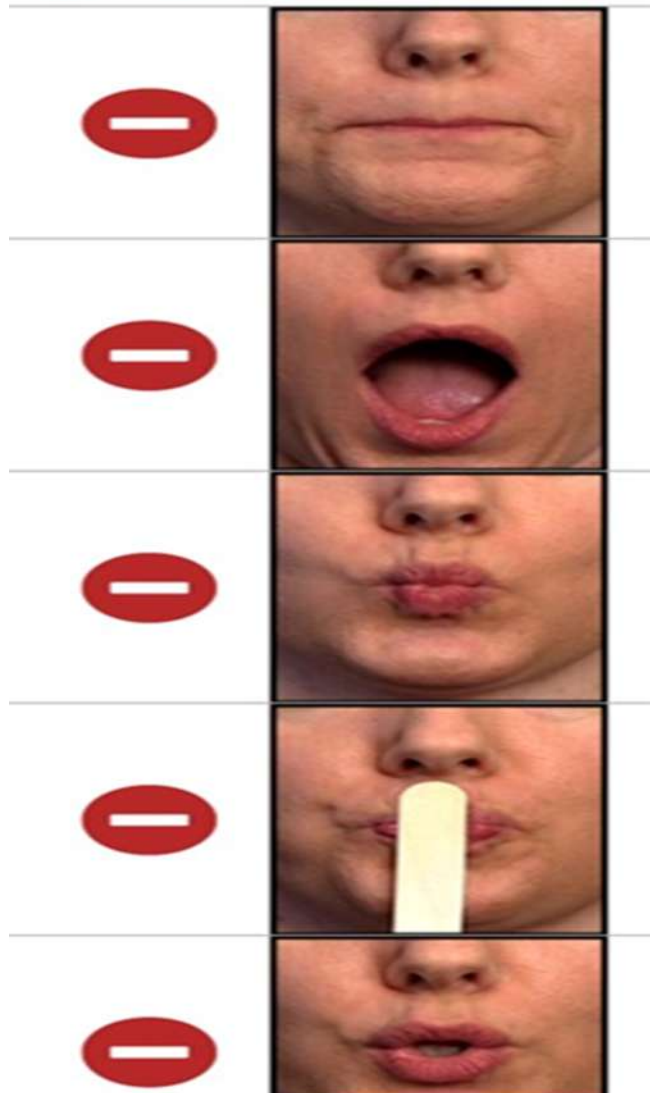
TONGUE EXERCISES



LIP EXERCISES

STEPS TO FOLLOW

lip exercises



BUBBLES MAKING



SOUND PRODUCTION

HOW TO PRODUCE SOUNDS

OROMOTOR COPYING FOR SOUNDS







Edit with WPS Office




Edit with WPS Office


SPEECH AGILITY DRILLS

REPEAT EACH SET OF SOUNDS **TWENTY TIMES** AND AS QUICKLY AS POSSIBLE
REPEAT AT A SLOWER PACE IF EACH SOUND IS NOT SAID CLEARLY.

1) SAY, 'PA-PA-PA' QUICKLY AND CLEARLY X 20.



2) SAY, TA-TA-TA' QUICKLY AND CLEARLY X 20.



3) SAY, "MA, KAY, LA" QUICKLY AND CLEARLY X 20.



4) SAY, "PA-TA-KA" QUICKLY AND CLEARLY X 20.



5) STRONGLY SAY THE FOLLOWING SOUNDS 20 TIMES EACH.

1)"N"  2)"T"  3)"D"  4)"L" 

"EXPLODE" YOUR TONGUE TIP OFF OF THE ALVEOLAR RIDGE (BUMP
BEHIND YOUR UPPER TEETH.)

© 2019 Twin Speech, Language & Literacy LLC



AUDITORY AND VISUAL WORKSHEETS



bed




wardrobe



dresser



table



bookcase



lamp



mirror




pillow



curtains



house



garden



kitchen



bedroom



bathroom



living room



office




dining room



hallway

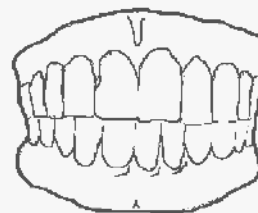
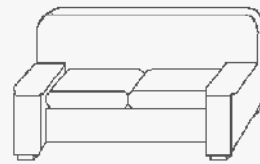
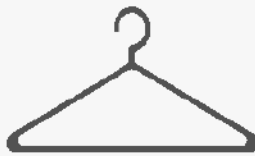
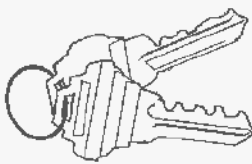
THINGS THAT ARE USUALLY USED IN WINTER



AUDITORY COMPREHENSION: PICTURE IDENTIFICATION II

DIRECTIONS:

Instruct the patient/client to point to each picture as it is named.







Chores



make bed



sort clothes



empty
garbage



hang up



match socks



set table



vacuum



sweep



wipe table



clean up



PICTURE DESCRIPTION





SEQUENCING





Write the number to sequence the actions.



Copyright © Turtlediary.com. All rights reserved. www.turtlediary.com







Edit with WPS Office

Name: _____


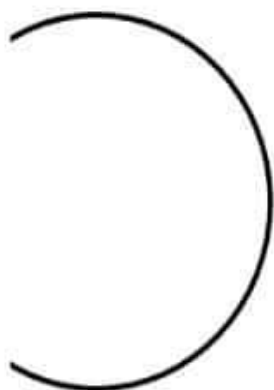
Count and write the correct number.

The learning bucket



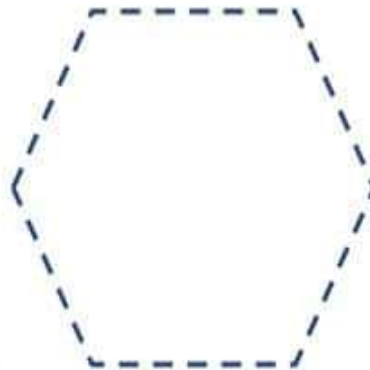



Complete the shapes:





Trace the shapes:





Write the missing number:



1		3
	5	
7		9
	11	





Matching Sounds:



b




j



v



h




n


The Learning Bucket



Sparky can't find his bone. Will you show him the way?







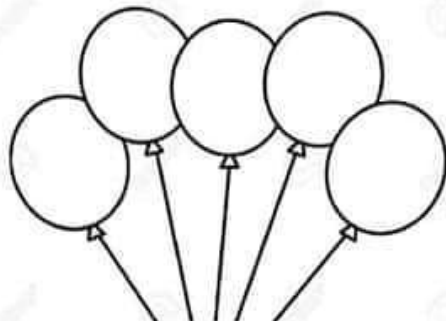

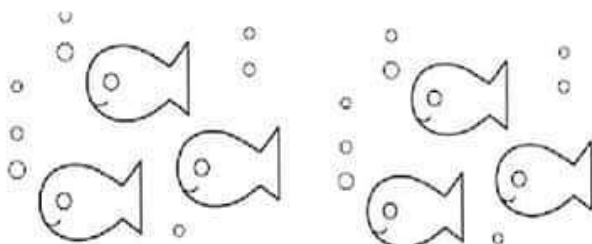
Downloaded from <https://www.researchgate.net/publication/351111111>



Name: _____




Count the pictures and write:



Name: _____

Say the name of the pictures out loud. Circle the letter in the row that is the ending sound of the picture.



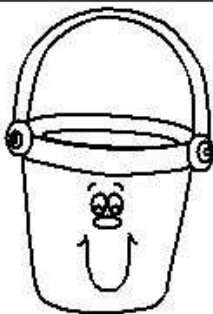
w

r



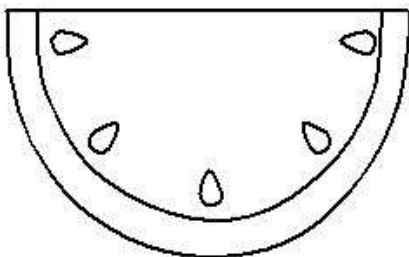
n

q



m

l



z

n



Name: _____

Before and After Numbers

Write the numbers that come before and after.

	22	
--	----	--

	11	
--	----	--

	15	
--	----	--

	19	
--	----	--

	20	
--	----	--

	27	
--	----	--

	17	
--	----	--

	21	
--	----	--

	23	
--	----	--

	16	
--	----	--

	18	
--	----	--

	25	
--	----	--

	12	
--	----	--

	29	
--	----	--

MATHS

Name _____

Date _____



Jumping Math!

Jump through these math problems! Add the numbers.

1.
$$\begin{array}{r} 3 \\ + 5 \\ \hline \end{array}$$

2.
$$\begin{array}{r} 1 \\ + 7 \\ \hline \end{array}$$

3.
$$\begin{array}{r} 1 \\ + 6 \\ \hline \end{array}$$

4.
$$\begin{array}{r} 1 \\ + 2 \\ \hline \end{array}$$

5.
$$\begin{array}{r} 2 \\ + 7 \\ \hline \end{array}$$

6.
$$\begin{array}{r} 3 \\ + 1 \\ \hline \end{array}$$

7.
$$\begin{array}{r} 6 \\ + 3 \\ \hline \end{array}$$

8.
$$\begin{array}{r} 4 \\ + 3 \\ \hline \end{array}$$

9.
$$\begin{array}{r} 5 \\ + 2 \\ \hline \end{array}$$

10.
$$\begin{array}{r} 3 \\ + 6 \\ \hline \end{array}$$

11.
$$\begin{array}{r} 3 \\ + 2 \\ \hline \end{array}$$

12.
$$\begin{array}{r} 2 \\ + 3 \\ \hline \end{array}$$



Name : _____ Score : _____

Teacher : _____ Date : _____

$$\begin{array}{r} 9 \\ - 2 \\ \hline \end{array}$$

$$\begin{array}{r} 7 \\ - 2 \\ \hline \end{array}$$

$$\begin{array}{r} 9 \\ - 3 \\ \hline \end{array}$$

$$\begin{array}{r} 9 \\ - 2 \\ \hline \end{array}$$

$$\begin{array}{r} 6 \\ - 2 \\ \hline \end{array}$$

$$\begin{array}{r} 5 \\ - 2 \\ \hline \end{array}$$

$$\begin{array}{r} 8 \\ - 2 \\ \hline \end{array}$$

$$\begin{array}{r} 7 \\ - 4 \\ \hline \end{array}$$

$$\begin{array}{r} 6 \\ - 1 \\ \hline \end{array}$$

$$\begin{array}{r} 7 \\ - 4 \\ \hline \end{array}$$

$$\begin{array}{r} 6 \\ - 3 \\ \hline \end{array}$$

$$\begin{array}{r} 9 \\ - 4 \\ \hline \end{array}$$

$$\begin{array}{r} 8 \\ - 1 \\ \hline \end{array}$$

$$\begin{array}{r} 9 \\ - 3 \\ \hline \end{array}$$

$$\begin{array}{r} 8 \\ - 2 \\ \hline \end{array}$$

$$\begin{array}{r} 9 \\ - 1 \\ \hline \end{array}$$

$$\begin{array}{r} 6 \\ - 2 \\ \hline \end{array}$$

$$\begin{array}{r} 8 \\ - 2 \\ \hline \end{array}$$

$$\begin{array}{r} 8 \\ - 2 \\ \hline \end{array}$$

$$\begin{array}{r} 5 \\ - 2 \\ \hline \end{array}$$

$$\begin{array}{r} 7 \\ - 2 \\ \hline \end{array}$$

$$\begin{array}{r} 7 \\ - 1 \\ \hline \end{array}$$

$$\begin{array}{r} 7 \\ - 1 \\ \hline \end{array}$$

$$\begin{array}{r} 6 \\ - 4 \\ \hline \end{array}$$

Subtracting 2-Digit Numbers (A)

Name: _____

Date: _____

Calculate each difference.

$$\begin{array}{r} 54 \\ - 36 \\ \hline \end{array}$$

$$\begin{array}{r} 93 \\ - 11 \\ \hline \end{array}$$

$$\begin{array}{r} 80 \\ - 25 \\ \hline \end{array}$$

$$\begin{array}{r} 33 \\ - 26 \\ \hline \end{array}$$

$$\begin{array}{r} 37 \\ - 19 \\ \hline \end{array}$$

$$\begin{array}{r} 81 \\ - 39 \\ \hline \end{array}$$

$$\begin{array}{r} 50 \\ - 34 \\ \hline \end{array}$$

$$\begin{array}{r} 85 \\ - 14 \\ \hline \end{array}$$

$$\begin{array}{r} 73 \\ - 37 \\ \hline \end{array}$$

$$\begin{array}{r} 88 \\ - 66 \\ \hline \end{array}$$

$$\begin{array}{r} 88 \\ - 59 \\ \hline \end{array}$$

$$\begin{array}{r} 72 \\ - 12 \\ \hline \end{array}$$

$$\begin{array}{r} 56 \\ - 56 \\ \hline \end{array}$$

$$\begin{array}{r} 96 \\ - 81 \\ \hline \end{array}$$

$$\begin{array}{r} 60 \\ - 12 \\ \hline \end{array}$$

$$\begin{array}{r} 98 \\ - 53 \\ \hline \end{array}$$

$$\begin{array}{r} 64 \\ - 29 \\ \hline \end{array}$$

$$\begin{array}{r} 31 \\ - 22 \\ \hline \end{array}$$

$$\begin{array}{r} 63 \\ - 19 \\ \hline \end{array}$$

$$\begin{array}{r} 95 \\ - 84 \\ \hline \end{array}$$

$$\begin{array}{r} 63 \\ - 23 \\ \hline \end{array}$$

$$\begin{array}{r} 75 \\ - 23 \\ \hline \end{array}$$

$$\begin{array}{r} 77 \\ - 32 \\ \hline \end{array}$$

$$\begin{array}{r} 65 \\ - 25 \\ \hline \end{array}$$

$$\begin{array}{r} 85 \\ - 48 \\ \hline \end{array}$$





Name: _____

CCSS 2.NBT.5 Fluently add and subtract within 100.....

2-Digit Addition With Regrouping: Ones

Directions: Find the sums.

$$\begin{array}{r} 32 \\ +59 \\ \hline \end{array}$$

$$\begin{array}{r} 13 \\ +57 \\ \hline \end{array}$$

$$\begin{array}{r} 42 \\ +28 \\ \hline \end{array}$$

$$\begin{array}{r} 77 \\ +16 \\ \hline \end{array}$$

$$\begin{array}{r} 59 \\ +33 \\ \hline \end{array}$$

$$\begin{array}{r} 16 \\ +54 \\ \hline \end{array}$$

$$\begin{array}{r} 23 \\ +37 \\ \hline \end{array}$$

$$\begin{array}{r} 33 \\ +48 \\ \hline \end{array}$$

$$\begin{array}{r} 23 \\ +28 \\ \hline \end{array}$$

$$\begin{array}{r} 66 \\ +19 \\ \hline \end{array}$$

$$\begin{array}{r} 37 \\ +49 \\ \hline \end{array}$$

$$\begin{array}{r} 61 \\ +22 \\ \hline \end{array}$$

$$\begin{array}{r} 71 \\ +19 \\ \hline \end{array}$$

$$\begin{array}{r} 58 \\ +15 \\ \hline \end{array}$$

$$\begin{array}{r} 13 \\ +39 \\ \hline \end{array}$$

$$\begin{array}{r} 46 \\ +25 \\ \hline \end{array}$$

$$\begin{array}{r} 56 \\ +16 \\ \hline \end{array}$$

$$\begin{array}{r} 58 \\ +19 \\ \hline \end{array}$$

$$\begin{array}{r} 72 \\ +19 \\ \hline \end{array}$$

$$\begin{array}{r} 17 \\ +45 \\ \hline \end{array}$$

_____ I double checked my work.



READING

Passage 36

Name _____ Date _____

Read the paragraph. Then answer the questions.

Bats and Birds

Both bats and birds can fly.
You might see them on a rooftop.
In other ways, bats and birds are very different.
Birds have feathers. Bats have fur.
Birds have beaks. Bats have teeth.
Bats hang upside-down when they rest.
Birds never do that!
Bats and birds are very easy to tell apart
when they are not flying.



1. How are bats and birds alike?
 - ☐ A. Both have feathers.
 - ☐ B. Both hang upside-down.
 - ☐ C. Both can fly.
2. How are bats and birds different?
 - ☐ A. Bats land on rooftops.
 - ☐ B. Birds have teeth.
 - ☐ C. Bats have fur.
3. Write another way that bats and birds are different.



-ap

Name _____

Rap the Dog



Rap is a dog. I can see Rap.
Rap can tap me. Rap can yap
and yap. I get Rap on my lap.
Rap has a nap on my lap.
Rap will not yap. Rap will not
tap. Rap will nap and nap.



Rap is a _____.

☐ pig ☐ man ☐ dog

Rap can _____ me.

☐ hug ☐ tap ☐ nip

Rap will nap on my _____.

☐ lap ☐ bed ☐ rug

A Planning Playtime product. © 2015 by Amy Nelson. All rights reserved.



Edit with WPS Office

THE WEATHER IN ENGLAND

The English say "Other countries have a climate, in England we have weather". It happens because the weather changes more often than in other countries. British winters are mild and springs are cool because of the winds that blow from the Atlantic Ocean. They blow 2 days out of every 3.

In spring sunshine and showers follow each other so often during the day that an umbrella or a raincoat is absolutely necessary in England. The weather changes so frequently that it is difficult to forecast. It is not unusual for people to complain (жаловаться) that the weathermen were wrong.

The weather in spring is generally mild but sometimes the days are really fresh. Spring is the season when nature awakens from its long winter sleep: the temperature grows, the sky becomes blue, and the sun grows warmer. Everything is full of new life again. The days grow longer and warmer; the ground gets covered with green grass.

Summer is the hottest season in England. The sunrays become hot, the days are long, and the nights are short and warm. It's time for holidays, when people go to the seaside for sunbathing and swimming. It usually gets hot in July. The summer nights are short, but they are wonderful.

As for autumn it isn't so nice. It's a season of winds and beautiful sunsets. The leaves turn yellow and reddish and fall to the ground and the birds migrate to warm countries. In autumn the days become shorter. A spell (короткий промежуток времени) of sunny weather in September is called Indian summer or "Golden Autumn". In England September and October are warm and dry, but November is the foggiest month. Late autumn is generally an unpleasant season. Everything begins to take a different colour. The trees look bare. The sky is overcast with low clouds. Everything looks gloomy (мрачный).

In winter in England they can hardly forecast their weather. Sometimes it rains and sometimes it snows. In England it isn't so cold in winter as in our country and they don't get so much snow as we get here. The rivers in England never freeze, that's why children there go skating very seldom. When there are 8 degrees of frost in England everyone complains of hazards.

Answer the questions:

1. What do the English say about their weather?
2. What winters and springs do the English have?
3. Are umbrella and raincoat absolutely unnecessary things in England?
4. What is the hottest season in England?
5. What people do in summer?
6. What happens in autumn?
7. What weather do the English have in winter?
8. Is it as cold in England as in our country?



iSLCollective.com



Edit with WPS Office

Taxes!

Story By: Andrew Frinkle

Tommy made his selection in the toy aisle, smiling at a pack of army men that only cost 99 cents. With a broad grin on his face, he marched up to the cashier's line and waited for his turn right behind a granny who was stocking up on canned goods and prune juice.

While he waited, he surveyed the rainbow of candy and mints arrayed before him. He wouldn't waste money on something he chewed up and spit out. There was very little play value in gum, other than sticking it in one's sister's hair, and that was strangely frowned-upon by his parents. Then, he perused a tabloid magazine that proclaimed the end of the world was coming and also declared that the chupacabra had finally been caught, playing poker with Bigfoot, no less! People would apparently believe anything printed. He sighed and waited.

When it was his turn, he put his army men on the conveyer belt, all the way at the end, of course. He watched the toy approach the end of the belt and the cashier's waiting hands. He followed the item to the end of the belt while she scooped it up unceremoniously, which seemed sad considering his high spirits. Without any delay, she ran it across the red crisscross of laser beams that scanned the barcode. The machine beeped, and the amber digits \$1.05 flashed on the readout monitor right in front of him.

He blinked at it once, twice, and then frowned. There was a sinking feeling in his gut, sort of like the time the mean kid on the bus had punched him in the belly. He drew out his wallet with dread, because he already knew the contents were insufficient. With his breathe held tightly, as if that might help increase his bankroll, he opened his wallet and peered into the folds. There was a crisp dollar bill, and the change compartment couldn't even rattle with the one penny it held.

He took out the dollar and then shook out the solitary penny, still hoping more might fall out from an unseen locale deep in his wallet. Nothing fell out. He handed over the one penny and grinned sheepishly.

"There are six cents of taxes on non-food items, kid." The teenage cashier announced boredly, rolling her green eyes and toying with a blonde curl of hair that sat on her shoulder.

"I don't have any more." He replied, not knowing what else to do, but hoping he projected enough patheticness that someone would rescue him.

She cracked her gum, took the money he proffered, and scooped four more pennies from the *'give a penny, take a penny'* dish. "There, \$1.05. Don't forget next time."

Tommy nodded and accepted his receipt and his army men with wide, thankful eyes. And you know what? He didn't forget next time. Next time he brought an extra nickel or so for every dollar he spent.



© HaveFunTeaching.com

LANGUAGE SKILLS

- Topographic & Geographic Orientation
- Yes/No questions
- Picture to word matching
- Naming daily common objects
- Functional use of objects
- Noun synonyms
- Memory
- Sequential narration



a) Topographic & Geographic orientation











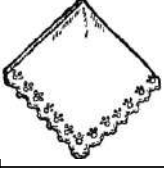



It involves asking questions to the client regarding location, dates, year etc.

- Where do you live?
- Where is the hospital?
- What is today's date, day, month & year?
- Tell me directions for park?
- Which country do you live in?
- What day is on 14th?
- What is your home address?
- What is your office address?
- Which state do you live in?
- Where does your friend live?
- What is your birth date?
- What date is your wedding anniversary?
- How many days back you visited hospital?
- What is your birth year?



Picture to word matching

1	Spoon		
2	Knife		
3	Telephone		
4	Cup		
5	Pen		
6	Screw Driver		
7	Rolling Pin		
8	Soap		

9	Lipstick		
10	Flute		
11	Violin		
12	Pistol		
13	Belt		
14	Bulb		
15	Broom		

Naming













Functional use of objects

1. What do we drink tea from?
2. What do we fly in the sky?
3. What do we cut fruits with?
4. What do we sleep on?
5. What do we use to call others?
6. Where do we take a bath?
7. Who stitches our clothes?
8. What do we use to tie our shoes?
9. What do we use to comb our hair?
10. What do we use to wash our hands?
11. What do we use to wash our hair?
12. What do we use to brush our teeth?
13. What do we use to keep dry in the rain?
14. What do we use to see better?
15. What do we use to light a for?



Use of common objects

1		Eat	Meet	Drink
2		Tie	Shut	Cut
3		Shout	Sing	Talk
4		Eat	Think	Drink
5		Read	Write	Color
6		Hit	Sit	Screw
7		Pat	Flatten	Lick
8		Wash	Toss	Dry
9		Hit	Screw	Insert
10		Brush	Floss	Run

11		Sweep	Throw	Wipe
12		Shout	Hit	Honk
13		Rub	Dry	Wash



Noun synonyms

Identify the word closest in meaning to the word in bold.

1. Big: Small ` Large Animal
2. Separation: Meeting Arrive Divorce
3. Drink: Sip Food Milk
4. Cleanliness: Wash Maid Dirt
5. Small: Large Little Mouse
6. Listening: Attention Saved Speech
7. Comprehension: Ignorance Audition
Lesson
8. Obesity: Overweight Underweight Hippo
9. Hunger: Baby Thirst Starvation



10. Teaching: Song Education Conversation

11. Education: Work Guidance School

12. Score: Soccer Loss Achievement

13. Movie: Novel Cinema Music

14. Transportation: Removal Dragging Box

15. Game: Park Victory Chess



Memory

It involves recalling events of recent past & activities of daily routine

- Recalling event of recent past
- Retelling the daily routine
- Retelling the episode of a serial or movie
- Recalling memories about person



Sequential Narration

It involves asking the client to sequentially narrate the steps of the event

- Daily routine
- Narrating events of past in sequence
- Telling recipe of any food item in sequence
- Narrating an event of life in sequence





SAMPARK
e- Polyclinic
Reaching The Unreached



Services Available

Speech & Language Therapy

Audiological Evaluation

Occupational Therapy

**Psychological Evaluation &
Therapy**



9730511441/020-24372997



www.samparkeclinic.com



samparkclinic1122@gmail.com

