

SAMPARK
e- Polyclinic
Reaching The Unreached



MERRY CHRISTMAS CHRISTMAS WORKSHEETS



9730511441/020-24372997



www.samparkeclinic.com



samparkclinic1122@gmail.com



Edit with WPS Office

CONTENTS

- 1) Spy Me
- 2) Matching Worksheets
- 3) Odd One Out
- 4) What come's next?
- 5) Find Me
- 6) Colouring
- 7) Cut & Paste Activity
- 8) Dot Joining
- 9) Colour with number code
- 10) Word Search
- 11) Crossword
- 12) Reading Comprehension
- 13) Writing Skills





Christmas I SPY



Count how many of each image you see and write the correct number below.



















DOWNLOAD MORE FREE PRINTABLES AT WWW.PJSANDPAINT.COM



Edit with WPS Office

Name: _____
 Date: _____

Subject: Themes
 Unit: Christmas - picture matching



Christmas - Picture Matching

Draw a line from each picture on the left to the matching picture on the right.



Draw a line from each Christmas picture on the left to the matching Christmas word on the right side of the page.



santa



stocking



reindeer



elf










snowman



present

Circle the odd one out:







1. 
2. 
3. 
4. 
5. 
6. 
7. 















Christmas Cookies Worksheet

Name _____


Look at the pattern below. Cut out the images and paste the image that comes last in each box.


     	paste here
--	------------


     	paste here
--	------------



     	paste here
--	------------

     	paste here
--	------------











www.tuttodisegni.com


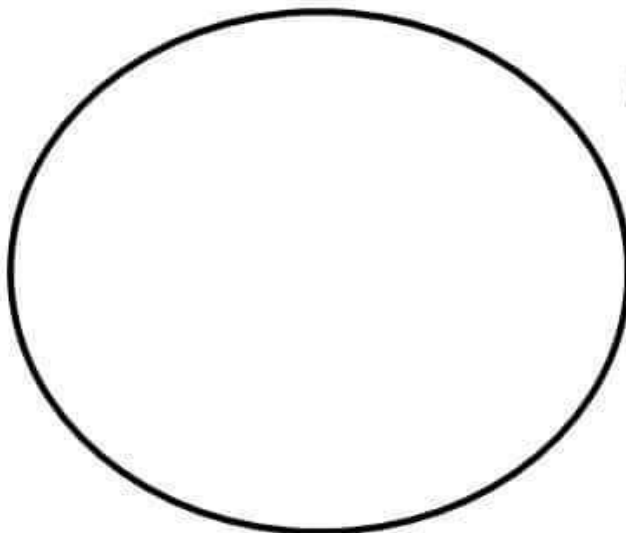




Edit with WPS Office



Build-a-Snowman

Activity for Kids




©Copyright Simple Mom Project



Edit with WPS Office

Santa Claus



Santa Claus

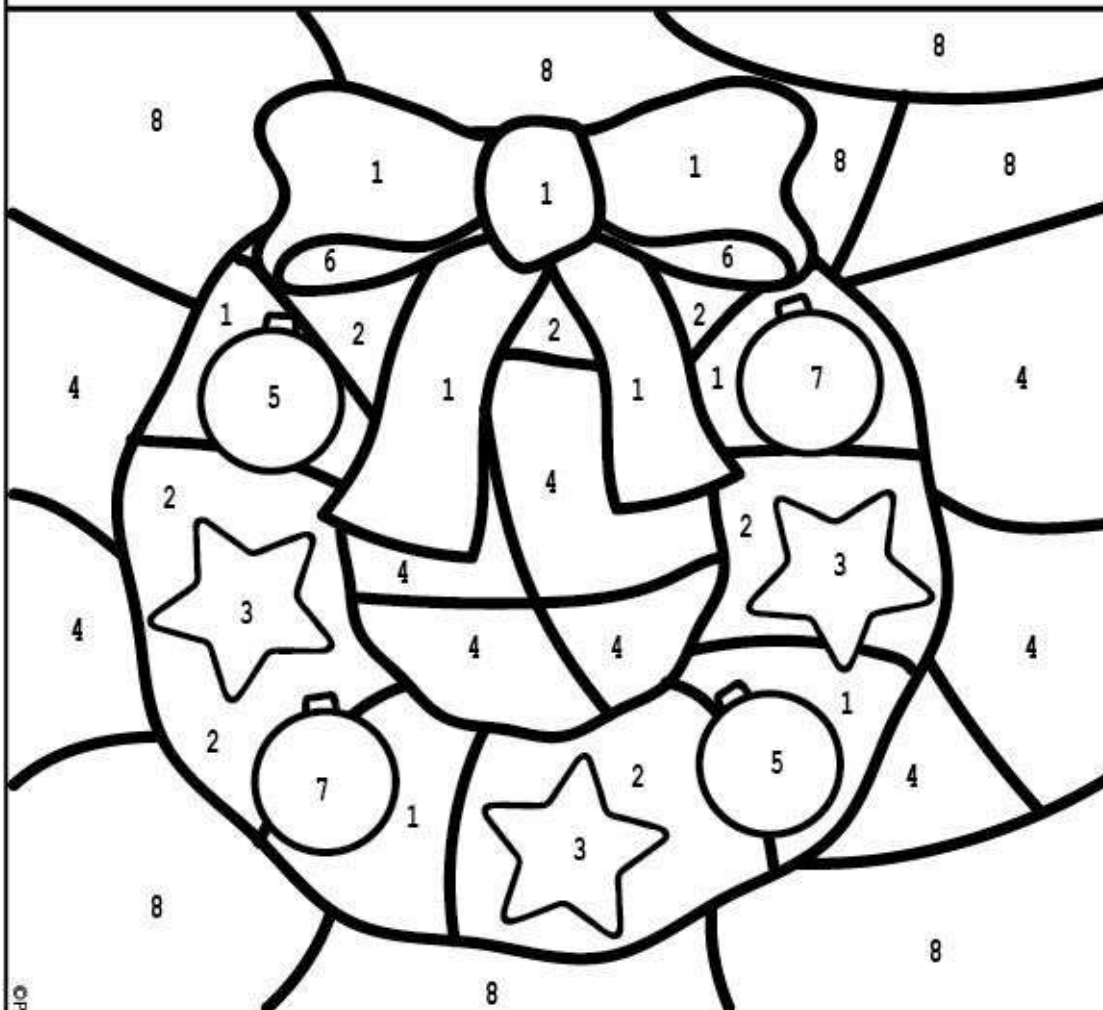
Name: _____

Pre-K

Numbers 1-8

Christmas color by number

Directions: Cut out the ornaments and paste them in the right spot.



©PinesAndPalm.com

1 = red	2 = green	3 = yellow	4 = light blue
5 = purple	6 = pink	7 = orange	8 = dark blue



Edit with WPS Office



Santa's word search

Santa's Christmas Word Search

D	N	G	N	I	D	D	U	P	E	P	N	R	T
A	G	A	N	G	S	G	H	L	E	E	T	E	H
P	S	I	L	G	R	I	O	L	E	Y	S	I	A
G	R	T	E	I	S	E	L	T	G	E	R	N	G
G	A	E	O	T	R	A	L	E	G	C	N	D	P
R	E	R	S	C	N	G	Y	T	R	L	E	E	G
S	L	L	E	E	K	Y	L	O	T	Y	D	E	T
N	H	O	N	E	N	I	I	I	S	T	A	R	R
L	T	G	E	L	R	T	N	L	P	O	L	E	D
R	E	T	I	A	N	N	E	G	E	R	I	S	E
T	N	G	R	E	L	R	N	N	I	G	T	G	L
A	N	T	E	E	L	Y	Y	L	E	S	N	I	T
E	K	S	S	L	E	S	L	P	T	N	D	A	P
O	E	P	E	N	P	G	E	E	A	R	L	G	N

STOCKING
ANGEL
REINDEER
HOLLY
TREE
STAR
PRESENT
TINSEL
PUDDING
SLEIGH



CHRISTMAS CROSSWORD PUZZLE

USE THE CLUES TO COMPLETE THE CROSSWORD PUZZLE.



Across

1. One of Santa's Reindeer
3. Santa's Helpers
5. December 25th is _____.
7. Christmas Drink
10. The name of a popular snowman.

Down

2. Christmas Month
4. He hates Christmas!
6. You hang them by the chimney.
8. On Christmas morning we unwrap our _____.
9. _____ to the world!

WWW.THRIFTYMOMMASTIPS.COM



Edit with WPS Office

Santa's Stuck!



Santa was flying in his sleigh when suddenly his reindeer made a sharp turn. Santa fell out! He landed in a chimney. He had eaten too many cookies earlier that day so he got stuck! "Help, help!" yelled Santa. Dasher saw Santa and flew down to save him. He pushed Santa down the chimney with his hooves. Santa slid down, down, down. PLOP! He landed in the fireplace. He dusted himself off and finished his job.

Highlight the words with -ed

1. Put these events in order.

___ Dasher pushed Santa down. ___ He landed in the fireplace.

___ Santa ate too many cookies. ___ Santa got stuck in the chimney.

2. Why did he get stuck?

3. Why did Santa fall out of his sleigh?

Dear Santa,

My name is _____.

I am _____ years old.

This year I have been:

naughty



nice



These are three things I am wishing for:

1.

2.

3.

I will set out cookies and milk for you on
Christmas Eve.



Play
And LEARN
Playandlearn.jsh@gmail.com
ail.com



© Keeping My Kiddo Busy LLC 2011 All Rights Reserved keepingmykiddobusy.com



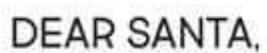

MY NAME IS: _____

THESE THINGS ARE ON MY WISH LIST:

1. _____
2. _____
3. _____
4. _____
5. _____
6. _____
7. _____
8. _____
9. _____
10. _____

FROM



This image shows a blank sheet of white paper with horizontal ruling lines. The lines are evenly spaced and extend across the width of the page. There are approximately 20 lines visible. On the left side, there are small, dark rectangular marks that appear to be punch holes or binding artifacts. The overall appearance is that of a standard piece of notebook paper.

FROM,



REFERENCES

- 1) www.simplemomproject.com
- 2) www.playandlearn.com
- 3) www.thriftymommastips.com
- 4) www.tuttodisegni.com
- 5) www.kindergartenworksheets.net
- 6) www.pjsandpaint.com
- 7) www.kidzhomelearning.com
- 8) www.primaryleap.co.uk
- 9) www.turtlediary.com



SAMPARK
e- Polyclinic
Reaching The Unreached



Services Available

Speech & Language Therapy

Audiological Evaluation

Occupational Therapy

**Psychological Evaluation &
Therapy**



9730511441/020-24372997



www.samparkeclinic.com



samparkclinic1122@gmail.com

